




Product specifications

Enable smart fixtures with: ADVANCED LOAD CONTROLLER

20AMP load controller and relay with 0-10V output for dimming



PRODUCT OVERVIEW

The Amatis Advanced Load Controller (ALC20) is a power load controller designed to run individual fixtures up to entire branches of lighting loads, including recessed lights, wall sconces and accent lights. The ALC20 communicates wirelessly via our 6LoWireless protocol.

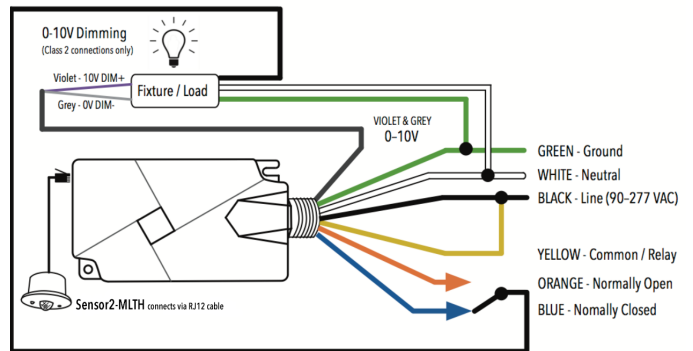
The ALC20 includes a relay to switch drivers and circuits on and off, as well as a 0-10V output able to control dimming of one or more drivers. Every ALC20 includes an RJ12 port designed to connect with the Amatis Controls Sensor2 MLTH. When connected, the sensor can detect occupancy, vacancy, available daylight, temperature, and humidity levels within the sensing area. Then the sensor leverages the ALC20's on-board 6LoWireless communication to transmit that data across the network.

The ALC20 is able to measure the amount of power passing through it to its controlled fixture or zone and then uses this information to track energy consumption and detect failed drivers or lamps.

FEATURES

FIXTURE CONTROL FUNCTIONALITY	Controls individual lights and light groupings
	20AMP power load controller
	Plug load control allows control receptacles to be disabled when rooms are vacant, saving energy
	Self-contained relay switches line voltage loads
	0-10V output able to control dimming of one or more drivers
	Demand-response ready with accessible APIs
	RJ12 input for MLTH2 Sensor detecting motion, light, temperature and humidity
EASY, PLUG-AND-PLAY INSTALLATION	Onboard power metering
	Quickly installs using a 1/2" knock-out on a junction box or fixture
SIMPLE, WIRELESS COMMISSIONING	LEDs indicate power and network connection status
	Remotely configurable / upgradeable
	Amatis app easily commissions the AMBR and all devices on the mesh network
	Unique IPv6 address
CODE COMPLIANCE	Real-time data uploaded to the Energy Dashboard
	Complies with ASHRAE 90.1-2016 and CA Title 24 requirements
WARRANTY	10-year limited warranty with uninterrupted connection of the Amatis Border Router device from a network

WIRING DIAGRAM



LED INDICATOR REFERENCE TABLE

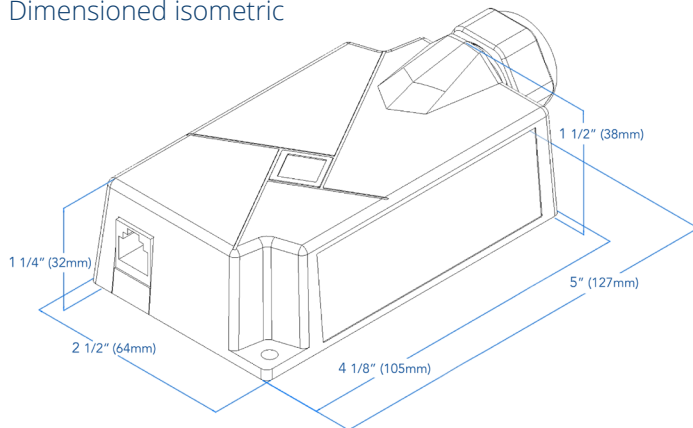
BEHAVIOR	MEANING
OFF	No power (unless disabled)
Slow blink	Looking for network
Fast blink	In pairing mode
Solid	Connected to AMBR (normal)

TECHNICAL SPECIFICATIONS

COMMUNICATION	Wireless transmit range*	Up to 200 feet to nearest mesh connected device	
	Communication Protocol	Embedded 6LoWireless	
	Encryption	AES 128-bit	
ELECTRICAL	Input power	90-277VAC, 50/60Hz	
	Output	Class 2, 150mA @ 17VDC	
	Dimming	0-10V, 1-10V source or sink operation	
	Power metering	Accurate to within 5%	
	Relay	Rating NO and NC contacts	20A at 120/240VAC
		Rating NO contact	16A @ 277VAC
Rating		1/2HP at 120/240VAC	
Isolated Normally Open and Closed contacts			
MECHANICAL	Dimensions	4 1/8" (105mm) w or 5" (127mm) w with cap 2 1/2" (64mm) h 1 1/4"(32mm) d	
	Color	White with black; white, green, yellow, blue, orange, violet and gray cables	
	Finish	Matte	
	Enclosure	Type 2, Plenum Rated	
	External outputs	On-board button for manual control, ETL	
ENVIRONMENTAL	Installation environment	Commercial, Indoor/Covered	
	Temperature range	5°F (-15°C) to 130°F (+55°C)	
GENERAL	Standards / Ratings	FCC, UL 508 and UL 2043 Device contributes to Amatis system compliance with ASHRAE 90.1-2016 and CA Title 24 requirements	

*Based on clear line of sight. Interior obstructions may limit range.

Dimensioned isometric



Note: Actual performance may vary as a result of end-user environment and application. Specifications subject to change without notice.

©2019 Amatis Controls. All rights reserved. Archive 1942, Rev 2 042919

